













## IN CLASS SESSION PLAN

<p><b>MODULE 1</b></p>	<p><b>MODULE 1 CLASS SESSION</b></p> <ul style="list-style-type: none"> <li> Attend the in-class session; participate in and contribute to all class activities</li> <li> Lab: Training and Designing in Microsoft publishers and Adobe Illustrator &amp; InDesign</li> <li> Students are divided into team of two or three for the Group Project. Teams will be picked a sample logo from a non-existing company (e.g. <a href="https://www.graphicsprings.com/logo-maker-samples">https://www.graphicsprings.com/logo-maker-samples</a>). Then, they will be asked to design the rest of the company's professional documents.</li> </ul> <p>In the labs, students will do two kinds of activities: learning about the software and working on group project with team partners. The instructor will provide a short tutorial teaching students basic skill in using the design software, such as Microsoft publishers and Adobe Illustrator &amp; InDesign. The group project is more applied, students will demonstrate their own understanding of the principles they have learned.</p>
<p><b>MODULE 2</b></p>	<p><b>MODULE 2 CLASS SESSION</b></p> <ul style="list-style-type: none"> <li> Attend the in-class session; participate in and contribute to all class activities</li> <li> Lab: Training and Designing in Microsoft publishers and Adobe InDesign</li> <li> Students will continue working on the Group Project with the team.</li> </ul>
<p><b>MODULE 3</b></p>	<p><b>MODULE 3 CLASS SESSION</b></p> <ul style="list-style-type: none"> <li> Attend the in-class session; participate in and contribute to all class activities</li> <li> Lab: Training and Designing in Microsoft publishers and Adobe InDesign</li> <li> Students will continue working on the Group Project with the team.</li> </ul>
<p><b>MODULE 4</b></p>	<p><b>MODULE 4 CLASS SESSION</b></p> <ul style="list-style-type: none"> <li> Attend the in-class session; participate in and contribute to all class activities</li> <li> Teams present their Group Projects to the class using a PowerPoint presentation and submit their collection of documents to the instructor in a portfolio online.</li> <li> FINAL EXAM</li> </ul>